

LIMITED TERM INCOME STRATEGY

QUARTERLY FACT SHEET | 31 MARCH 22

\$9.9B

Strategy Assets*

1 Feb 93

Inception Date

2–4.5

Years Typical Duration Range

50–100

BPS Expected Excess Return Range Above Index

INVESTMENT STRATEGY

The Strategy employs a flexible and highly active approach to construct a core portfolio of U.S. dollar-denominated short/intermediate investment grade bonds. It is designed for stability, capital preservation and moderate interest rate exposure. The Strategy seeks to drive returns through income and superior relative value issue selection in a dynamically changing fixed income environment.

PORTFOLIO MANAGERS

Jason Brady, CFA
Began with firm in 2006.
Industry experience since 2001.

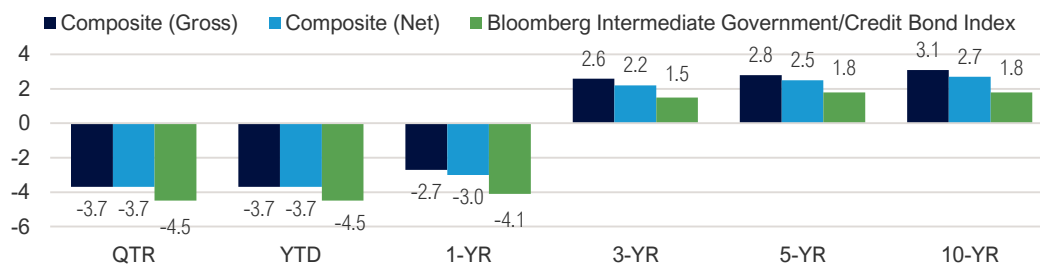
Lon Erickson, CFA
Began with firm in 2007.
Industry experience since 1997.

Jeff Klingelhofer, CFA
Began with firm in 2010.
Industry experience since 2004.

Supported by the entire Thornburg investment team.

INVESTMENT RESULTS

ANNUALIZED RETURNS (%)



CALENDAR YEAR RETURNS (%)

	2012	2013	2014	2015	2016	2017	2018	2019	2020	2021
Composite (Gross)	8.41	0.77	4.28	1.34	3.99	3.22	1.72	6.26	8.09	-0.33
Composite (Net)	7.95	0.39	3.89	0.98	3.63	2.89	1.38	5.91	7.74	-0.64
Bloomberg Intermediate Government/Credit Bond Index	3.89	-0.86	3.13	1.07	2.08	2.14	0.88	6.80	6.43	-1.44
Excess Return (Gross)	4.52	1.63	1.16	0.27	1.91	1.08	0.85	-0.54	1.65	1.11

In US\$ terms. Returns may increase or decrease as a result of currency fluctuations. Periods less than one year are not annualized.

Performance data for the Limited Term Income Strategy is from the Limited Term Income Composite, inception date of 1 February 1993. The Limited Term Income Composite includes all non-wrap discretionary accounts invested in the Limited Term Income Strategy. Returns are calculated using a time-weighted and asset-weighted calculation. Returns reflect the reinvestment of income and capital gains. Periods less than one year are not annualized. Individual account performance will vary. The performance data quoted represents past performance; it does not guarantee future results. Gross of fee returns are net of transaction costs. Net of fee returns are net of transaction costs and investment advisory fees. For periods prior to 2011, net returns for some accounts in the composite also reflect the deduction of administrative expenses. Thornburg Investment Management Inc.'s fee schedule is detailed in Part 2A of its ADV brochure. Performance results of the firm's clients will be reduced by the firm's management fees. For example, an account with a compounded annual total return of 10% would have increased by 159% over ten years. Assuming an annual management fee of 0.75%, this increase would be 142%.

STRATEGY PROFILE

BENCHMARK

Bloomberg Intermediate Government/Credit Bond Index

ESTMENT UNIVERSE

U.S. Intermediate Duration Fixed Income

RELATIVE VOLATILITY

+/-1.5% versus the Bloomberg Intermediate Government/Credit Bond Index

AVERAGE VOLATILITY

2.25%

ISSUER RANGE

200–700

ISSUER LIMIT

0-5% (other than securities issued or guaranteed by the U.S. government or any of its agencies or instrumentalities)

CREDIT QUALITY

All purchases must be investment grade (at the time of purchase) or NR. Minimum 65% single A and higher at time of purchase

MATURITY

Normally a dollar-weighted average of less than five years

CASH EXPOSURE

0-10% (under normal market conditions)

AVAILABLE VEHICLES

Separate Accounts
U.S. Mutual Fund
UCITS
Retail Managed Accounts

*Includes U.S. Mutual Fund, UCITS, Separate Accounts and Institutional Accounts.

PORTFOLIO CHARACTERISTICS

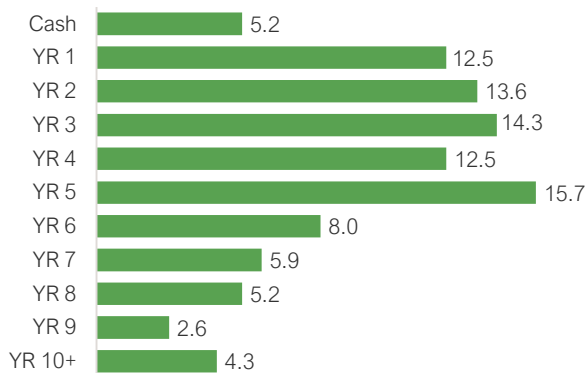
RISK STATISTICS

(GROSS VS. BLOOMBERG INTERMEDIATE GOVERNMENT/CREDIT BOND INDEX)

	3-YR	5-YR
Annualized Alpha	1.23%	1.25%
Beta	0.90	0.84
Standard Deviation	3.22%	2.62%
R-Squared	66.45%	68.25%
Sharpe Ratio	0.56	0.64
Information Ratio	0.57	0.64
Sortino Ratio	0.86	1.01
Up Capture	112.05%	103.46%
Down Capture	83.62%	68.35%

Past performance does not guarantee future results.

MATURITY BREAKDOWN (%)



ASSET CLASS (%)

REP. ACCT.

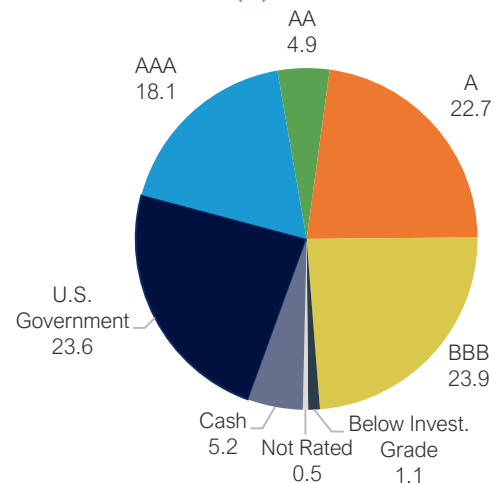
Asset Class	Rep. Acct. (%)
Corporate	39.6
Asset Backed	19.9
Collateralized Mortgage Obligation	13.9
Mortgage Pass Through	9.8
U.S. Treasury	8.5
Comm. Mortgage-backed Securities	1.3
Bank Loans	0.7
Agency Debenture	0.5
Preferred Stock	0.3
Municipal Bonds	0.1
Non-U.S. Treasury	0.1
Cash & Cash Equivalents	5.2

PORTFOLIO STATISTICS

REP. ACCT.

Weighted Average Coupon	2.1%
Weighted Average Price	\$97.4
Average Effective Maturity	3.6 Yrs
Average Effective Duration	2.9 Yrs
Average Credit Quality	A+
Yield to Worst	3.2%
Number of Countries	27

CREDIT QUALITY RATINGS (%)†



† A bond credit rating assesses the financial ability of a debt issuer to make timely payments of principal and interest. Ratings of AAA (the highest), AA, A, and BBB are investment grade quality. Ratings of BB, B, CCC, CC, C and D (the lowest) are considered below investment grade, speculative grade, or junk bonds. Credit quality ratings use the highest rating available from either S&P Global Ratings or Moody's Investors Service. Where neither rating is available, we have used ratings from other nationally recognized statistical rating organizations (NRSROs). "NR" = Not Rated.

Thornburg is a global investment firm delivering on strategy for institutions, financial professionals and investors worldwide. The privately held firm, founded in 1982, is an active, high-conviction manager of fixed income, equities, multi-asset solutions and sustainable investments with \$46.0* billion in total assets across mutual funds, institutional accounts, separate accounts and UCITS.

Our client teams are here to support you:

Principal Office

us@thornburg.com
(800) 276-3930

London

emea@thornburg.com
+44 7905 708 239

Shanghai

asia@thornburg.com
+86-21-61577596

Hong Kong

asia@thornburg.com
+852-39653264

Melbourne

www.terrainplacement.com
Mobile: +61 417 163 260
Mobile: +61 432 887 707

Americas

americas@thornburg.com
(505) 467-7103

Signatory of:



www.thornburg.com



The PRI is the world's leading proponent of responsible investment. It works to understand the investment implications of environmental, social and governance (ESG) factors and to support its international network of investor signatories in incorporating these factors into their investment and ownership decisions.

*Includes assets under management (\$44.2B) and assets under advisement (\$1.7B).

IMPORTANT INFORMATION

Source: FactSet, and Thornburg.

Unless otherwise noted, all data is as of 31 March 22. Cash may also include cash equivalents and currency forwards. Portfolio characteristics are derived using currently available data from independent research resources that are believed to be accurate. Portfolio attributes can and do vary. Diversification does not assure or guarantee better performance and cannot eliminate the risk of investment losses.

Investments in the Strategy carry risks, including possible loss of principal. Carefully consider the Strategy's investment objectives, risks, and expenses before investing. There is no guarantee that the portfolio will meet its investment objectives.

Portfolio holdings and characteristics shown herein are from a representative account managed within the investment composite. The representative account is selected based on account characteristics that Thornburg believes accurately represent the investment strategy as a whole. Should these characteristics change materially, Thornburg may select a different representative account. Holdings may change daily and may vary among accounts, which may contribute to different investment results. The representative account information is supplemental to the strategy's composite and GIPS compliant presentation.

The Bloomberg Intermediate US Government/Credit Total Return Index Value Unhedged is an unmanaged, market-weighted index generally representative of intermediate government and investment-grade corporate debt securities having maturities from one up to ten years.

BLOOMBERG® and the Bloomberg index(es) mentioned in this piece are service marks of Bloomberg Finance L.P. and its affiliates, including Bloomberg Index Services Limited ("BISL"), the administrator of the index (collectively, "Bloomberg") and have been licensed for use for certain purposes by Thornburg Investment Management. Bloomberg is not affiliated with Thornburg, and Bloomberg does not approve, endorse, review, or recommend Thornburg. Bloomberg does not guarantee the timeliness, accurateness, or completeness of any data or information relating to Thornburg.

Portfolio construction will have significant differences from that of a benchmark index in terms of security holdings, industry weightings, asset allocations and number of positions held, all of which may contribute to performance, characteristics and volatility differences. Investors may not make direct investments into any index.

Alpha – A measure of the difference between a portfolio's actual returns and its expected performance, given its level of risk as measured by beta. A positive alpha figure indicates the portfolio performed better than its beta would predict. In contrast, a negative alpha indicates under-performance, given the expectations established by the beta.

Beta – A measure of market-related risk. Less than one means the portfolio is less volatile than the index, while greater than one indicates more volatility than the index.

Standard Deviation - A measure of the dispersion of a set of data from its mean. The more spread apart the data, the higher the deviation. Values within one standard deviation of the mean represent approximately two-thirds of the data set, assuming a normal distribution.

R Squared – A statistical measure that represents the percentage of a fund's or security's movements that are explained by movements in a benchmark index. For fixed-income securities the benchmark is the T-bill, and for equities the benchmark is the S&P 500.

Sharpe Ratio – A risk-adjusted measure developed by Nobel Laureate William Sharpe. It is calculated by using standard deviation and excess return to determine reward per unit of risk. The higher the Sharpe Ratio, the better the fund's historical risk-adjusted performance. The Geometric Sharpe ratio is calculated for the past three-year period by dividing a fund's annualized excess returns by its annualized standard deviation.

Information Ratio – A measure of the consistency of excess returns over the benchmark. It is the excess return divided by the tracking error (or standard deviation of excess return). The higher the information ratio, the higher the expected return of the portfolio given the amount of risk taken.

Sortino ratio – A variation of the Sharpe ratio that differentiates harmful volatility from volatility in general by using a value for downside deviation. The ratio is the excess return over the risk-free rate divided by the downside semi-variance.

Upside/Downside Capture Ratio – A ratio that shows whether a given fund has outperformed - gained more or lost less than - a broad market benchmark during periods of market strength and weakness, and if so, by how much.

All MPT statistics (alpha, beta, and R-squared) are based on a least-squared regression of the portfolio return over Treasury bills (called excess return) and the excess returns of the benchmark.

Average credit quality is a weighted average of all credit ratings in the portfolio. The average is calculated by Thornburg Investment Management, Inc. using NRSRO ratings. Unrated securities are assigned a value below C and above D. Cash and U.S.-backed securities are given a value equivalent to AAA.

For United Kingdom: This communication is issued by Thornburg Investment Management Ltd. ("TIM Ltd.") and approved by Robert Quinn Advisory LLP which is authorised and regulated by the UK Financial Conduct Authority ("FCA"). TIM Ltd. is an appointed representative of Robert Quinn Advisory LLP.

This material constitutes a financial promotion for the purposes of the Financial Services and Markets Act 2000 (the "Act") and the handbook of rules and guidance issued from time to time by the FCA (the "FCA Rules"). This material is for information purposes only and does not constitute an offer to subscribe for or purchase any financial instrument. TIM Ltd. neither provides investment advice to, nor receives and transmits orders from, persons to whom this material is communicated nor does it carry on any other activities with or for such persons that constitute "MiFID or equivalent third country business" for the purposes of the FCA Rules. All information provided is not warranted as to completeness or accuracy and is subject to change without notice.

This communication and any investment or service to which this material may relate is exclusively intended for persons who are Professional Clients or Eligible Counterparties for the purposes of the FCA Rules and other persons should not act or rely on it. This communication is not intended for use by any person or entity in any jurisdiction or country where such distribution or use would be contrary to local law or regulation.

For Australia: This communication is exclusively intended for wholesale clients only. The information contained herein is provided for informational purposes only and should not be considered a solicitation or offering of investment services, nor a solicitation to sell or buy any shares of any securities (nor shall any such securities be offered or sold to any person) in any jurisdiction where such solicitation or offering would be unlawful under the applicable laws of such jurisdiction. This material should not be relied upon as investment advice and is not a recommendation to adopt any investment strategy.

Thornburg is regulated by the U.S. Securities and Exchange Commission under U.S. laws, which differ from Australian laws, and is exempt from the requirement to hold an AFSL in accordance with class order 03/1100 in respect of the provision of financial services to wholesale clients in Australia (ARBN 605 031 909). In accordance with the relevant Australian Securities and Investments Commission Class Order, maintains such exemption from the requirements under Relevant Law to hold an Australian Financial Services Licence, and all other licences required to be held under all applicable laws governing the activities of Thornburg.

For Finland, Germany, Italy, Luxembourg, Netherlands, Norway, Singapore, Spain, South Korea, Sweden, Switzerland, Taiwan and Thailand: This material is directed at and intended for institutional investors (as such term is defined in each jurisdiction). This material does not constitute investment advice or an offer or solicitation to sell or a solicitation of an offer to buy any product or service (nor shall any product or service be offered or sold to any person) in any jurisdiction in which an offer, solicitation, purchase or sale would be unlawful under the securities law of that jurisdiction. Any products or services referenced in this material may not be licensed in all jurisdictions, and, unless otherwise indicated, no regulator or government authority has reviewed this document, or the merits of the products and services referenced herein. If you receive a copy of this material, you may not treat this as constituting a public offering, and you should note that there may be restrictions or limitations to whom these materials may be made available.

This material is provided on a confidential basis for informational purposes only and may not be reproduced in any form or transmitted to any person without authorization. This material was prepared without considering the specific investment objectives, financial situation or particular needs of any particular person and does not identify all the risks (direct or indirect) or other considerations which might be material to you when entering any financial transaction. Before acting on any information in this material, prospective clients should inform themselves of and observe all applicable laws and regulations of any relevant jurisdictions. Prospective clients should inform themselves as to the legal requirements and tax consequences within the countries of their citizenship, residence, domicile and place of business with respect to the ongoing provision of services, and any foreign exchange restrictions that may be relevant thereto. Prospective clients are advised to exercise caution in relation to any information in this document. If you are in doubt about any of the contents of this document, you should seek independent professional advice. Thornburg Investment Management, Inc. does not accept any responsibility and cannot be held liable for any person's use of or reliance on the information and opinions contained herein. Any entity responsible for forwarding this material to other parties takes responsibility for ensuring compliance with applicable securities laws.

Thornburg is regulated by the U.S. Securities and Exchange Commission under U.S. laws, which differ from the above jurisdictions' laws.