

# SMALL/MID CAP GROWTH STRATEGY

QUARTERLY FACT SHEET | 31 MARCH 22

**\$446.3M**

Total Strategy Assets\*

**1 Jan 21**

Inception Date

**49**

Holdings

**29.5%**

Top Ten Weight

## INVESTMENT STRATEGY

The Strategy employs rigorous bottom-up, fundamental analysis to identify high quality companies in the early stages of their growth trajectory and which we believe will deliver attractive risk-adjusted returns over the long term. We incorporate our three-basket portfolio construction process to diversify holdings across industry leading basic value stocks, consistent earners and faster growing emerging franchises. Consisting primarily of U.S. businesses, the Strategy may invest in companies of any size but focuses on small- and mid-cap stocks.

## PORTFOLIO MANAGERS

### Steven Klopukh, CFA

Began with firm in 2020.  
Industry experience since 1994.

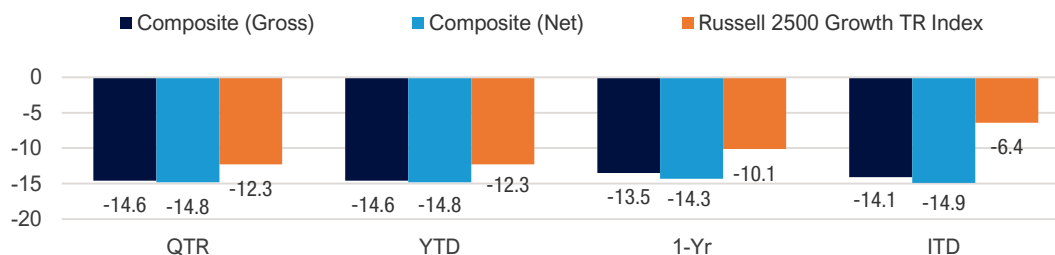
### Tim McCarthy, CFA

Began with firm in 2020.  
Industry experience since 1998.

Supported by the entire  
Thornburg investment team.

## INVESTMENT RESULTS

### ANNUALIZED RETURNS (%)



### CALENDAR YEAR RETURNS (%)

2021

Composite (Gross)	-3.18
Composite (Net)	-3.99
Russell 2500 Growth TR Index	5.04
Excess Return (Gross)	-8.22

ITD is Inception to Date. In US\$ terms. Returns may increase or decrease as a result of currency fluctuations. Periods less than one year are not annualized.

Performance data for the Small/Mid Cap Growth Strategy is from the Small/Mid Cap Growth Composite, inception date of 1 January 2021. The Small/Mid Cap Growth Composite includes discretionary accounts invested in the Small/Mid Cap Growth Strategy. Returns are calculated using a time-weighted and asset-weighted calculation including reinvestment of dividends and income. Periods less than one year are not annualized. Individual account performance will vary. The performance data quoted represents past performance; it does not guarantee future results. Gross of fee returns are net of transaction costs. Net of fee returns are net of transaction costs and investment advisory fees. Thornburg Investment Management Inc.'s fee schedule is detailed in Part 2A of its ADV brochure. Performance results of the firm's clients will be reduced by the firm's management fees. For example, an account with a compounded annual total return of 10% would have increased by 159% over ten years. Assuming an annual management fee of 0.75% this increase would be 142%.

## STRATEGY PROFILE

### BENCHMARK

Russell 2500 Growth Index

### eVESTMENT UNIVERSE

U.S. All Cap Growth Equity

### EXPECTATIONS

Excess return 200-300 bps annualized over a full market cycle

Ex-ante tracking error range 4-6%

### HOLDINGS INFORMATION

Typically 50-65 holdings

Weight at purchase <5%

Initial positions 0.5% to 3.0%

### EXPECTED TURNOVER RANGE

50-100%

### MARKET CAPITALIZATION

Under normal conditions, the strategy will invest at least 80% of its net assets in small- and mid-capitalization companies (defined by ranges in Russell 2500 Growth)

### CASH EXPOSURE

<10% under normal conditions, typically <5%

### INDUSTRY EXPOSURE

Maximum of 25%

### COUNTRY EXPOSURE

Primarily U.S.

### SECTOR EXPOSURE

Typically +/- 5% of benchmark

## AVAILABLE VEHICLES

Separate Account

U.S. Mutual Fund

# PORTFOLIO CHARACTERISTICS

PORTFOLIO STATISTICS	REP. ACCT.	RUSSELL 2500 GROWTH TR INDEX
Active Share	91.3%	--
Weighted Average Market Cap.	\$8.2B	\$7.4B
Median Market Cap	\$4.5B	\$1.4B
Price to Earnings (Forecast 1-Fiscal Year)	30.6x	18.7x
Est 3-5 Yr EPS Growth	23.2%	20.8%
Price-to-Book	6.2x	5.1x
Price-to-Cash Flow	28.0x	14.9x
Return on Assets	4.1%	3.5%

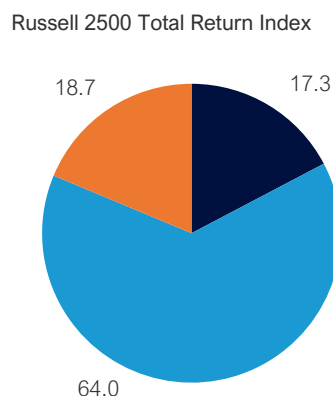
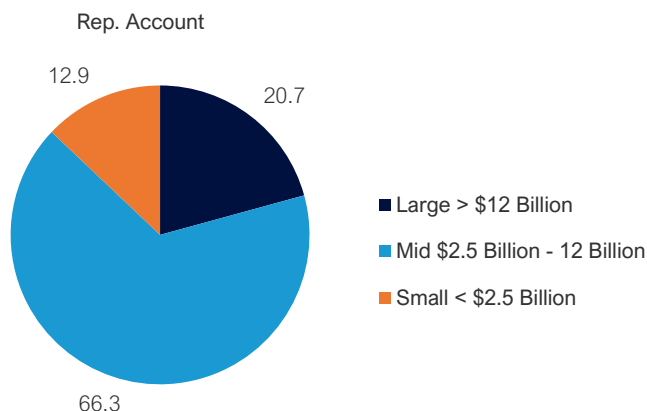
## TEN LARGEST HOLDINGS (%) (AS OF 28 FEBRUARY 22)

	REP. ACCT.
Avantor, Inc.	3.9
Signature Bank/New York NY	3.5
Calix, Inc.	3.1
Entegris, Inc.	2.8
Horizon Therapeutics plc	2.8
CONMED Corp.	2.7
Eventbrite, Inc.	2.7
GXO Logistics, Inc.	2.7
Casella Waste Systems, Inc.	2.6
Heska Corp.	2.6

TOP TEN INDUSTRY GROUP(%)	REP. ACCT.	RELATIVE WEIGHT
Software & Services	19.6	2.1
Pharma, Biotech & Life Sciences	11.4	-1.6
Health Care Equip. & Services	11.0	2.7
Semiconductors & Equipment	9.4	2.2
Capital Goods	8.3	-1.9
Commercial & Pro. Services	5.6	2.0
Tech. Hardware & Equipment	5.0	1.1
Retailing	4.8	0.1
Consumer Durables & Apparel	3.8	0.4
Food, Beverage & Tobacco	3.8	2.4

SECTOR ALLOCATION (%)	REP. ACCT.	RELATIVE WEIGHT
Information Technology	34.0	5.4
Health Care	22.3	1.1
Industrials	16.2	1.0
Consumer Discretionary	11.6	-2.9
Financials	5.9	0.2
Consumer Staples	3.8	1.0
Communication Services	2.6	0.4
Materials	2.2	-1.2
Cash	1.4	

## MARKET CAP BREAKOUT (%)



Thornburg is a global investment firm delivering on strategy for institutions, financial professionals and investors worldwide. The privately held firm, founded in 1982, is an active, high-conviction manager of fixed income, equities, multi-asset solutions and sustainable investments with \$46.0\* billion in total assets across mutual funds, institutional accounts, separate accounts and UCITS.

### Our client teams are here to support you:

#### Principal Office

us@thornburg.com  
(800) 276-3930

#### London

emea@thornburg.com  
+44 7905 708 239

#### Shanghai

asia@thornburg.com  
+86-21-61577596

#### Hong Kong

asia@thornburg.com  
+852 3965-3264

#### Melbourne

www.terrainplacement.com  
Mobile: +61 417 163 260  
Mobile: +61 432 887 707

#### Americas

americas@thornburg.com  
(505) 467-7103

Signatory of:



Principles for  
Responsible  
Investment

www.thornburg.com



The PRI is the world's leading proponent of responsible investment. It works to understand the investment implications of environmental, social and governance (ESG) factors and to support its international network of investor signatories in incorporating these factors into their investment and ownership decisions.

\*Includes assets under management (\$44.2B) and assets under advisement (\$1.7B).

## IMPORTANT INFORMATION

Source: FactSet, and Thornburg.

Unless otherwise noted, all data is as of 31 March 22.

Investments in the Strategy carry risks, including possible loss of principal. Carefully consider the Strategy's investment objectives, risks, and expenses before investing. There is no guarantee that the portfolio will meet its investment objectives.

Diversification does not assure or guarantee better performance and cannot eliminate the risk of investment losses. Portfolio characteristics are derived using currently available data from independent research resources that are believed to be accurate. Portfolio attributes can and do vary. Portfolios invested in a limited number of holdings may expose an investor to greater volatility. There is no guarantee that the Strategy will meet its investment objectives or expectations. Cash may also include cash equivalents and currency forwards.

Portfolio holdings and characteristics shown herein are from a representative account managed within the investment composite. The representative account is selected based on account characteristics that Thornburg believes accurately represent the investment strategy as a whole. Should these characteristics change materially, Thornburg may select a different representative account. Holdings may change daily and may vary among accounts, which may contribute to different investment results. The representative account information is supplemental to the strategy's composite and GIPS compliant presentation.

The information provided in this report should not be considered a recommendation to purchase or sell any particular security. There is no assurance that any securities discussed herein will remain in an account's portfolio at the time you receive this report or that securities sold have not been repurchased. The securities discussed may not represent an account's entire portfolio and in the aggregate may represent only a small percentage of an account's portfolio holdings. It should not be assumed that any of the securities transactions or holdings discussed were or will prove to be profitable, or that the investment recommendations or decisions we make in the future will be profitable or will equal the investment performance of the securities discussed herein.

The Russell 2500 Growth Index is designed to measure the performance of those Russell 2500 companies with higher price-to-book ratios and higher forecasted growth values.

Portfolio construction will have significant differences from that of a benchmark index in terms of security holdings, industry weightings, asset allocations and number of positions held, all of which may contribute to performance, characteristics and volatility differences. Investors may not make direct investments into any index.

Active Share – A measure of the percentage of stock holdings in a manager's portfolio that differ from the benchmark index.

Return on Assets (ROA) – An indicator of how profitable a company is relative to its total assets. ROA gives an idea as to how efficient management is at using its assets to generate earnings.

Price/Book ratio (P/B ratio) - A ratio used to compare a stock's market value to its book value. It is calculated by dividing the current closing price of the stock by the latest quarter's book value per share.

Price/Cash Flow - The measure of the market's expectations regarding a firm's future financial health. It is calculated by dividing price per share by cash flow per share.

Earnings per Share (EPS) - The total earnings divided by the number of shares outstanding.

For United Kingdom: This communication is issued by Thornburg Investment Management Ltd. ("TIM Ltd.") and approved by Robert Quinn Advisory LLP which is authorised and regulated by the UK Financial Conduct Authority ("FCA"). TIM Ltd. is an appointed representative of Robert Quinn Advisory LLP.

This material constitutes a financial promotion for the purposes of the Financial Services and Markets Act 2000 (the "Act") and the handbook of rules and guidance issued from time to time by the FCA (the "FCA Rules"). This material is for information purposes only and does not constitute an offer to subscribe for or purchase any financial instrument. TIM Ltd. neither provides investment advice to, nor receives and transmits orders from, persons to whom this material is communicated nor does it carry on any other activities with or for such persons that constitute "MiFID or equivalent third country business" for the purposes of the FCA Rules. All information provided is not warranted as to completeness or accuracy and is subject to change without notice.

This communication and any investment or service to which this material may relate is exclusively intended for persons who are Professional Clients or Eligible Counterparties for the purposes of the FCA Rules and other persons should not act or rely on it. This communication is not intended for use by any person or entity in any jurisdiction or country where such distribution or use would be contrary to local law or regulation.

For Australia: This communication is exclusively intended for wholesale clients only. The information contained herein is provided for informational purposes only and should not be considered a solicitation or offering of investment services, nor a solicitation to sell or buy any shares of any securities (nor shall any such securities be offered or sold to any person) in any jurisdiction where such solicitation or offering would be unlawful under the applicable laws of such jurisdiction. This material should not be relied upon as investment advice and is not a recommendation to adopt any investment strategy.

Thornburg is regulated by the U.S. Securities and Exchange Commission under U.S. laws, which differ from Australian laws, and is exempt from the requirement to hold an AFSL in accordance with class order 03/1100 in respect of the provision of financial services to wholesale clients in Australia (ARBN 605 031 909). In accordance with the relevant Australian Securities and Investments Commission Class Order, maintains such exemption from the requirements under Relevant Law to hold an Australian Financial Services Licence, and all other licences required to be held under all applicable laws governing the activities of Thornburg.

For Finland, Germany, Italy, Luxembourg, Netherlands, Norway, Singapore, Spain, South Korea, Sweden, Switzerland, Taiwan and Thailand: This material is directed at and intended for institutional investors (as such term is defined in each jurisdiction). This material does not constitute investment advice or an offer or solicitation to sell or a solicitation of an offer to buy any product or service (nor shall any product or service be offered or sold to any person) in any jurisdiction in which an offer, solicitation, purchase or sale would be unlawful under the securities law of that jurisdiction. Any products or services referenced in this material may not be licensed in all jurisdictions, and, unless otherwise indicated, no regulator or government authority has reviewed this document, or the merits of the products and services referenced herein. If you receive a copy of this material, you may not treat this as constituting a public offering, and you should note that there may be restrictions or limitations to whom these materials may be made available.

This material is provided on a confidential basis for informational purposes only and may not be reproduced in any form or transmitted to any person without authorization. This material was prepared without considering the specific investment objectives, financial situation or particular needs of any particular person and does not identify all the risks (direct or indirect) or other considerations which might be material to you when entering any financial transaction. Before acting on any information in this material, prospective clients should inform themselves of and observe all applicable laws and regulations of any relevant jurisdictions. Prospective clients should inform themselves as to the legal requirements and tax consequences within the countries of their citizenship, residence, domicile and place of business with respect to the ongoing provision of services, and any foreign exchange restrictions that may be relevant thereto. Prospective clients are advised to exercise caution in relation to any information in this document. If you are in doubt about any of the contents of this document, you should seek independent professional advice. Thornburg Investment Management, Inc. does not accept any responsibility and cannot be held liable for any person's use of or reliance on the information and opinions contained herein. Any entity responsible for forwarding this material to other parties takes responsibility for ensuring compliance with applicable securities laws.

Thornburg is regulated by the U.S. Securities and Exchange Commission under U.S. laws, which differ from the above jurisdictions' laws.